

5 DIGIT LOOP-POWERED PANEL METERS WITH LOOP-POWERED BACKLIGHT



Model PD683 General Purpose



Model PD688 Hazardous Area



Model PD688 Only

- 4-20 mA Input
- 5 Digit LCD, 0.6" (15.2 mm) High
- FM Type 4X, IP65 Front
- Shallow Depth Case 3.2" Behind Panel
- 2 V Drop (5.7 V with Backlight)
- Loop-Powered Backlight Standard
- Custom Engineering Units & Bargraph
- Linear, Square Root, or Programmable Exponent
- Maximum & Minimum Display
- Operating Temperature Range -30 to 65°C
- Intrinsically Safe & Non-Incendive
- HART Protocol Transparent

**PRECISION
DIGITAL**

PRECISION DIGITAL CORPORATION

www.CABriggs.com



KEY FEATURES

Through significant innovation in technology and design, we developed the Loop Leader® Series of loop-powered indicators, which are loaded with standard features and built for tough industrial environments.

Full Featured

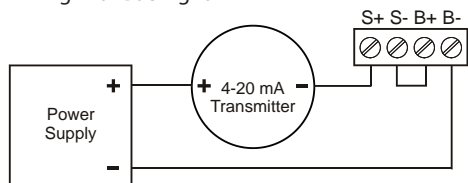
There's nothing stripped down or bare bones about these indicators; they're designed for demanding process control applications. Standard features include a full 5 digit backlit display with bargraph, on-screen custom engineering units, and max/min display capabilities

Install Just About Anywhere

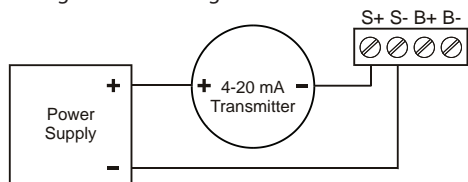
Indoors, outdoors, bright sunlight, dimly lit plant, wet, dirty, hot or cold, these indicators go just about anywhere. Their shallow-depth case, FM Type 4X front, loop-powered backlighting, and wide operating temperature range are all standard features. And the PD688 with its FM Approval and CSA and ATEX Certifications can be installed in just about any hazardous location.

4-20 mA Input Connections

Wiring with Backlight



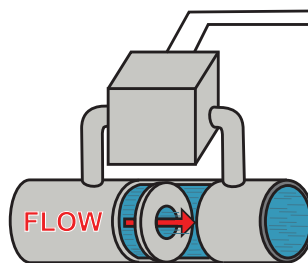
Wiring without Backlight



Square Root Function

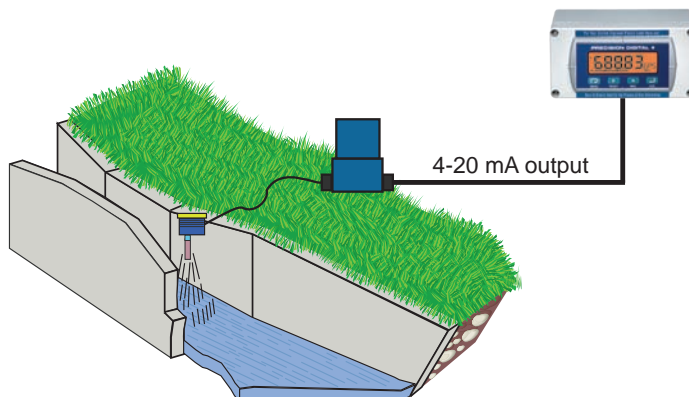
The square root extraction feature displays flow rate by extracting the square root from a differential pressure transmitter signal. The user selectable low-flow cutoff feature gives a reading of zero when the flow rate drops below a user selectable value.

- Displays Flow Rate
- User Selectable Low-Flow Cutoff
- Only 2 Calibration Points Required



Programmable Exponent

The programmable exponent function is used to linearize the level signal in open channel flow applications using weirs and flumes and display flow rate in engineering units.

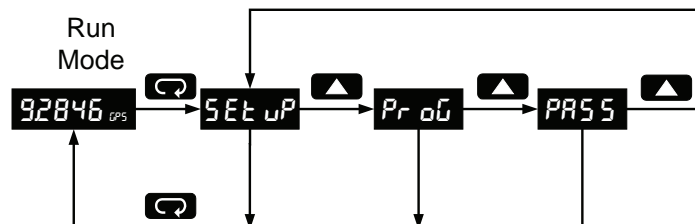


SETUP & PROGRAMMING

Easy Setup

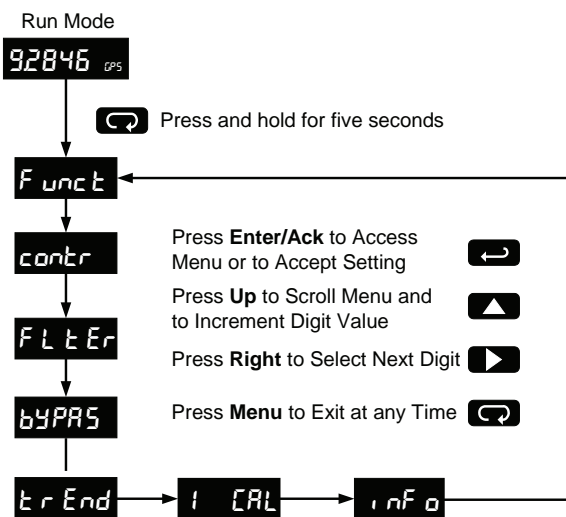
Even with all the features packed into these meters, they're still easy to setup and get running. Everything is programmed from the front panel buttons with no pots or jumpers to deal with. In fact, these meters can be scaled without a signal source for even quicker setup.

Main Menu



Advanced Features Menu

To simplify the setup process, functions not needed for most applications are located in the Advanced Features menu. Press and hold the Menu button for five seconds to access the advanced features of the meter.

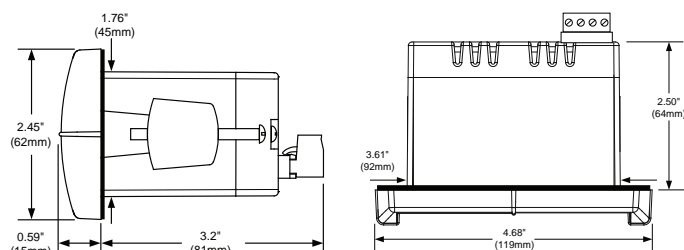


INSTALLATION

There is no need to remove the meter from its case to complete the installation, wiring, and setup of the meter.

Mounting Dimensions

Units: Inch (mm)



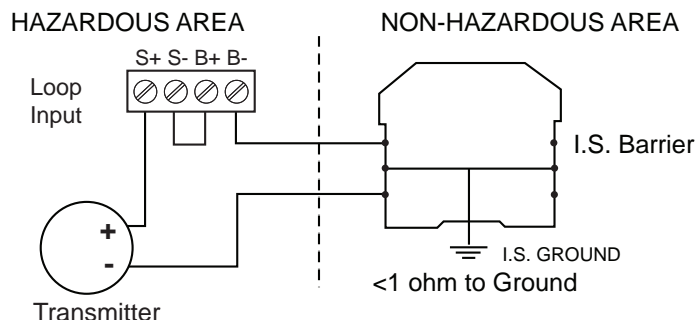
Notes:

1. Panel cutout required: 3.622 x 1.772 (92 x 45)
2. Panel thickness: 0.040 – 0.250 (1.0 – 6.4)
3. Mounting brackets lock in place for easy mounting

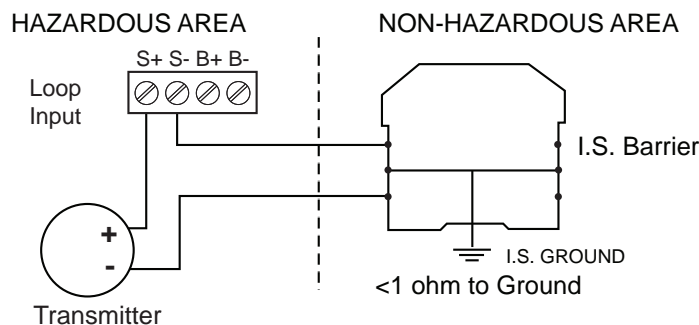
PD688 Intrinsically Safe Wiring

Installation must be performed in accordance with Control Drawing LIM688-2.

Loop Input with Backlight



Loop Input without Backlight



OPTIONAL ENCLOSURES



PDA2801 low-cost
NEMA 4X enclosure
for one PD683 meter



NEMA 4X
enclosures are
available in plastic,
steel, & stainless
steel for one to six
PD683 meters

Go to
www.predig.com
for complete details

SPECIFICATIONS

Except where noted all specifications apply to operation at +25°C.

General

Display: 5 digit LCD (-99999 to 99999), 0.60" (15.2 mm) high, 7-segment, automatic lead zero blanking.
Engineering Units: 0.25" (6.4 mm) high, 14-segment
Bargraph: 20-segment, 0-100% indication
Trend Arrows: Up and down trend indication
Backlight: Bright orange LED (intensity varies with signal)
Front Panel: FM Type 4X, IP65; panel gasket provided
Display Update Rate: 2.5/second
Overrange: Display flashes 99999
Underrange: Display flashes -99999
Programming Method: Four front panel buttons
Noise Filter: Programmable from 1 to 199
Recalibration: Recommended at least every 12 months
Max/Min Display: Max/min readings reached by the process are stored until reset by the user or until power to the meter is turned off.
Password: Programmable password restricts modification of programmed settings.
Non-Volatile Memory: All programmed settings are stored in non-volatile memory for a minimum of ten years if power is lost.
Voltage Drop: 2.0 V max w/o backlight, 5.7 V max with backlight
Equivalent Resistance: 100 Ω @ 20 mA without backlight, 285 Ω @ 20 mA with backlight.
Normal Mode Rejection: 64 dB at 50/60 Hz
Operating Temperature Range: -30 to 65°C
Allowable Temperature Range: -40 to 65°C† (see note below)
Storage Temperature Range: -40 to 85°C
Relative Humidity: 0 to 90% non-condensing
Connections: Screw terminals accept 12 to 22 AWG wire
Enclosure: 1/8 DIN, high impact plastic, UL 94V-0, color: gray
Mounting: 1/8 DIN panel cutout required. Two panel mounting bracket assemblies provided.
Tightening Torque: 4.5 lb-in (0.5 Nm) Screw terminal connectors
Overall Dimensions: 4.68" x 2.45" x 3.79" (119 x 62 x 96 mm)
Weight: 5.7 oz (162 g)
Warranty: 3 years parts and labor

† Below -30°C the LCD becomes less readable. See application note AN-1005.

Input

Input Range: 4-20 mA
Accuracy: $\pm 0.03\%$ of span ± 1 count, square root and programmable exponent: 10-100% FS.
Calibration: Scale without signal or calibrate with signal source
Calibration Range: User programmable over entire range of meter
Minimum Span: 0.40 mA between input 1 and input 2
Note: An Error message will appear if input 1 and input 2 signals are too close together.
Input Overload: Over current protection to 2 A maximum
Decimal Point: Up to 4 places (d.dddd, dd.ddd, ddd.dd, dddd.d, or ddddd)
Function: Linear, square root, or programmable exponent
Low-Flow Cutoff: -99999 to 99999 (-99999 disables cutoff function)
Temperature Drift: 50 PPM/°C from -40 to 65°C ambient

PD688 Approvals for Hazardous Locations

FM Approved & CSA Certified: Intrinsically safe with entity for use in Class I, Div 1, Groups ABCD; Class II, Div 1, Groups EFG; Class III, Div 1; Class I, Zone 0, Group IIC; T-code = T4.
Non-incendive: Suitable for use in Class I, Div 2, Groups ABCD; Class II, Div 2, Groups FG; Class III, Div 2.
Entity Parameters: U_i : 30 V; I_i : 175 mA; C_i : 0; L_i : 0; P_i : 1.0 W
ATEX Certified: II 1G, Ex ia IIC T4, IP65, Ta = -40°C to 65°C

Note: Installation must be performed in accordance with Control Drawing LIM688-2

ORDERING INFORMATION

Loop Leader® • PD683/PD688	
Model	Description
PD683-0K0*	General Purpose
PD688-0K0*	FM Approved, CSA & ATEX Certified

* Quick Shipment Program product, typically shipped within 2 working days

Accessories			
Model	Meters	Description	Mounting
PDA23XX	1 - 10*	Plastic NEMA 4X	Through Door
PDA24XX	1 - 2*	Plastic NEMA 4X	Inside Cover
PDA25XX	1 - 10*	Plastic NEMA 4X	Through Door
PDA26XX	1 - 6*	Stainless Steel NEMA 4X	Through Door
PDA27XX	1 - 6*	Steel NEMA 4X	Through Door
PDA2801	1	Low-Cost NEMA 4X	Through Cover

Note: XX = the last two digits of the model number.

* Go to www.predig.com/esu to find individual model numbers



Your Local Distributor is:

Order from:

C A Briggs Company

622 Mary Street; Suite 101

Warminster, PA 18974

Phone: 267-673-8117 - Fax: 267-673-8118

Sales@cabriggs.com - www.cabriggs.com

Disclaimer

The information contained in this document is subject to change without notice. Precision Digital Corporation makes no representations or warranties with respect to the contents hereof, and specifically disclaims any implied warranties of merchantability or fitness for a particular purpose.
 ©2016 Precision Digital Corporation. All rights reserved.

LDS688_J 01/16