

# PD663

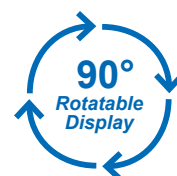
Explosion-Proof NEMA 4X IP68 Loop-Powered Meter



Explosion-Proof / Flame-Proof

PROCESS METER

- Explosion-Proof / Flame-Proof Loop-Powered Process Meter
- 4-20 mA Input
- 0.6" (15.2 mm) 3½+ Digits LCD Display; -1999 to 2999
- 1.7 Volt Drop (4.7 Volt Drop with Backlight)
- HART® Protocol Transparent
- Loop-Powered Backlight Option
- Operates from -40 to 75°C (-40 to 167°F)
- Four Internal Buttons for Easy Field Scaling
- Display Mountable at 0°, 90°, 180°, & 270° Degrees
- Flanges for Wall or Pipe Mounting
- Explosion-Proof, IP68, NEMA 4X Die-Cast Aluminum Enclosure
- FM Approved as Explosion-Proof / Dust-Ignition Proof / Flame-Proof
- CSA Certified as Explosion-Proof / Dust-Ignition Proof / Flame-Proof
- ATEX and IECEx Certified as Flame-Proof and Protection by Enclosure
- Conformal Coated PCBs for Dust and Humidity Protection
- Two ½" NPT Threaded Conduit Openings (One Plug Installed)
- Pipe Mounting Kits
- Stainless Steel Tag Available



PRECISION DIGITAL CORPORATION



[www.CABriggs.com](http://www.CABriggs.com)

# PD663 Explosion-Proof NEMA 4X IP68 Loop-Powered Meter



## OVERVIEW

The PD663 is a loop-powered field meter that is FM Approved and CSA Certified as Explosion-Proof, Dust-Ignition Proof, and Flame-Proof, and ATEX & IECEx Certified as Flame-Proof and Protection by Enclosure. The PD663 is easy to install and program and it can be seen in a variety of lighting conditions and even in bright sunlight. The fact that this meter is loop-powered means that there is no need to run additional, costly power lines into a hazardous area. The meter gets all of the power it needs from the 4-20 mA loop and its 1.7 V drop results in a minimal burden on the loop. The meter features a wide -40 to 75°C operating temperature range and comes with two 1/2" NPT threaded conduit openings and flanges for wall or pipe mounting. Calibration is a quick process involving the four internal push buttons. The PD663's display will read up to 2999; we call this 3 1/2+ digits!

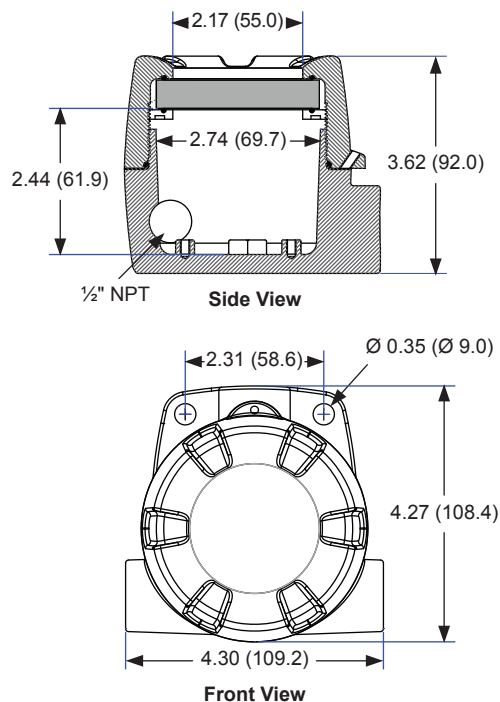
## Programming

The PD663 comes calibrated and scaled at the factory to display a 4.00 to 20.00 mA signal on startup. To change the scaling, follow along using the 4 button interface.



## DIMENSIONS

Units: Inch (mm)



Download free 3-D CAD files of these instruments to simplify your drawings!

[predig.com/documentation-cad](http://predig.com/documentation-cad)

# PD663 Explosion-Proof NEMA 4X IP68 Loop-Powered Meter

## SPECIFICATIONS

Except where noted all specifications apply to operation at +25°C.

### General

**Display:** 0.6" (15.2 mm) LCD, 3½+ digits; -1999 to 2999

**Display Update Rate:** 2 Updates/Second

**Display Orientation:** Display may be mounted at 90° increments up to 270° from default orientation.

**Over-Range:** Display Flashes 2999

**Under-Range:** Display Flashes -1999

**Programming Method:** 4 Internal Pushbuttons (behind glass).

**Noise Filter:** Programmable HI, LOW, or OFF

**Recalibration:** Recalibration is recommended at least every 12 months.

**Max/Min Display:** Max/Min readings reached by the process are stored until reset by the user or until power to the meter is turned off.

**Non-Volatile Memory:** All programmed settings are stored in non-volatile memory for a minimum of ten years if power is lost.

**Normal Mode Rejection:** 64 dB at 50/60 Hz

**Operating Temperature:** -40 to 75°C

**Storage Temperature:** -40 to 75°C

**Relative Humidity:** 0 to 90% non-condensing. Printed circuit boards are conformally coated.

**Connections:** Removable screw terminals accept 12 to 22 AWG

**Tightening Torque:** Screw terminal connectors: 4.5 lb-in (0.5 Nm)

**Enclosure:** Explosion-proof cast aluminum with glass window, 0.30% max copper content, corrosion resistant powder coating, color: blue. NEMA 4X, IP68. Two ½" NPT threaded conduit openings. One ½" NPT nickel plated brass conduit plug with 10 mm hex key fitting installed.

**Mounting:** May be mounted directly to conduit. Two mounting holes for 1.5" pipe or wall mounting.

**Weight:** 40 oz (1.13 kg)

**Overall Dimensions:** 4.30" x 4.27" x 3.62" (109 mm x 108 mm x 92 mm) (W x H x D)

**Warranty:** 3 years parts & labor

### Input

**Input:** 4-20 mA

**Accuracy:** ±1 count

**Function:** Linear (2 to 32 points) or square root

**Temperature Drift:** 50 PPM/°C from -40 to 75°C ambient

**Decimal Point:** User selectable decimal point

**Minimum Span:** Input 1 & Input 2: 0.40 mA

**Maximum Voltage Drop:** 1.7 VDC @ 20 mA; 4.7 VDC @ 20 mA with backlight option.

**Equivalent Resistance:** 85 Ω @ 20 mA without backlight; 245 Ω @ 20 mA with backlight

**Loop-Powered Backlight Option:** Factory installed only. Powered directly from the 4-20 mA loop, no batteries required. Backlight can be enabled or disabled via alternative wiring of terminal block. The display brightness will increase as the input signal current increases.

### Product Ratings & Approvals

**FM:** Explosion-proof for Class I, Division 1, Groups B, C and D and

Dust-ignition proof for Class II/ III, Division 1, Groups E, F and G; T6

Flame-proof for use in Class I, Zone 1, AEx d Group IIC; T6

Protection by Enclosure, Zone 21, AEx tb IIIC; T85°C

Ta = -40 to 75°C. Enclosure: Type 4X, IP66. Certificate number: 3040391

**ATEX & IECEx:** II 2 G D. Flame-proof for use in Zone 1, Ex d IIC T6 Gb

Protection by Enclosure for use in Dust Atmospheres (Zone 21),

Ex tb IIIC T85°C Db IP68. Ta = -40 to +75°C

ATEX Certificate Number: Sira 10ATEX1116X

IECEx Certificate Number: IECEx SIR 10.0056X

**CSA:** Explosion-proof for use in Class I, Division 1, Groups B, C and D.

Dust-ignition proof for use in Class II/III, Division 1, Groups E, F and G; T6

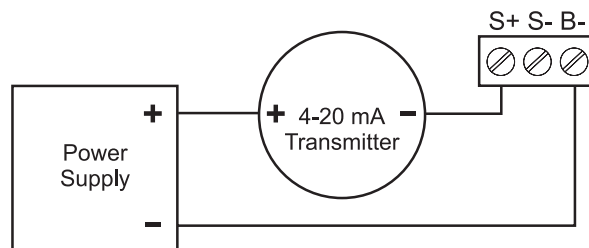
Flame-proof for use in Zone 1, Ex d IIC T6

Ta = -40 to 75°C. Enclosure: Type 4X & IP66/IP68.

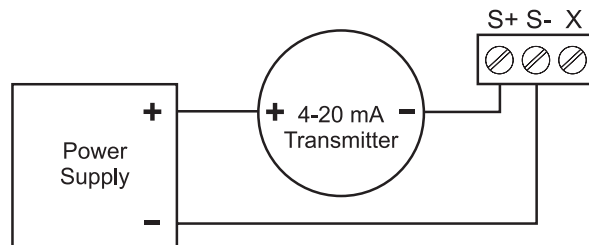
Certificate number: 2325749

**WARNING** - Cancer and Reproductive Harm - [www.P65Warnings.ca.gov](http://www.P65Warnings.ca.gov)

## CONNECTIONS



PD663 Input Connections with Backlight



PD663 Input Connections without Backlight

## ORDERING INFORMATION

ProtEX-Lite PD663 • Explosion-Proof Process Meter	
Model	Options Installed
PD663-0L0-00	None
PD663-0K0-00	Loop-Powered Backlight

Accessories	
Model	Description
PDA0003	½" M-NPT to ¾" F-NPT Adapter
PDA1024-01	24 VDC Power Supply for DIN Rail
PDA6631	1.5" U-Bolt Pipe Mounting Kit
PDA6631-SS	1.5" U-Bolt Pipe Mounting Kit, Stainless Steel
PDA6863	2" Pipe Mounting Kit, 2 Holes & 2 Slots
PDA6863-SS	2" Pipe Mounting Kit, 2 Holes & 2 Slots, Stainless Steel
PDA-SSTAG	Stainless Steel Tag

Your Local Distributor is:

Order from:

**C A Briggs Company**

622 Mary Street; Suite 101

Warminster, PA 18974

Phone: 267-673-8117 - Fax: 267-673-8118

[Sales@cabriggs.com](mailto:Sales@cabriggs.com) - [www.cabriggs.com](http://www.cabriggs.com)

### Disclaimer

The information contained in this document is subject to change without notice. Precision Digital Corporation makes no representations or warranties with respect to the contents hereof, and specifically disclaims any implied warranties of merchantability or fitness for a particular purpose.

©2013-2018 Precision Digital Corporation. All rights reserved.

LDS663\_H 12/18