

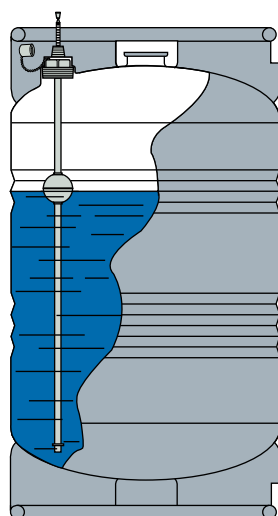
## DIPTAPE Visual Level Indicators – Manually Operated

These manually-operated indicators are compact and completely self-contained. They need no electricity to provide continuous indication of liquid level in storage tanks and vessels. DIPTAPE Indicators are ideal for quick, periodic readouts that are accurate to 1/16 inch or 1 mm; especially in remote areas where power is unavailable, or undesirable. Only the float and stem contact the liquid, so the readout tape is always clean and readable.

Custom-configurable DIPTAPE Indicators described on the following pages are available in a broad range of materials and mounting types in lengths to six feet (1.8 m). For lengths six to ten feet, consult factory.

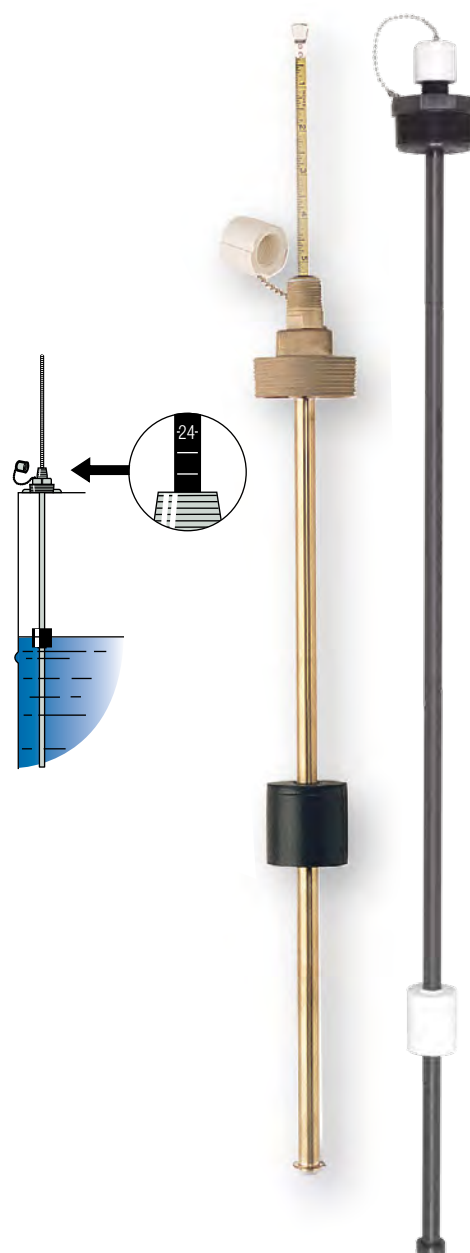

### General Operating Principle

A magnet-equipped float moves with liquid level along the unit stem, inside the storage vessel. Level readout is obtained by simply removing the protective cap atop the unit and lifting the calibrated indicator (within the unit) until magnetic interlock with the float is felt. The indicator is held at this point and level is read where the calibration aligns with the top of the mounting. The indicator is then lowered back inside the unit for storage and is protected by the screw type cap when not in use.



### Typical Application

Refillable, portable chemical tanks are monitored and exchanged when empty. DIPTAPE Indicators maintain a “closed” system on tanks or drums containing environmentally hazardous liquids and vapors. Plus, their rugged construction stands up to the rigors of transportation.



Contents	Page Start
All-PVC Versions .....	D-24
Engineered Plastic Versions .....	D-25
Alloy Versions .....	D-26

## All-PVC Versions Are Economical for Light Duty

**ORDERIT!**

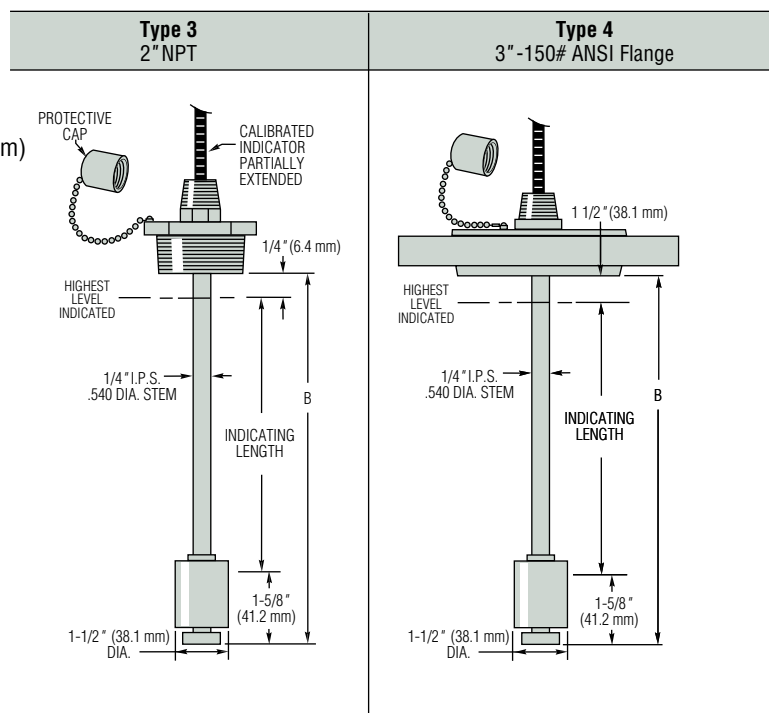
Ordering is Easy! See Page D-27.  
Easy online ordering too!

- ▶ Temperatures to 140°F (60°C)
- ▶ Pressures to 15 PSI (1 bar) Max.

Ideal for chemical storage tanks, our all-PVC DIPTAPE Indicators provide one of your best values for liquid level monitoring. These light duty versions are recommended for use in calm liquids and ambient temperature and pressure levels. See Engineered Plastic versions on the next page for enhanced performance characteristics.

### 1. Mounting Types

"B" Dimension (Length Overall):  
Indicating Length + 1-7/8" (47.6 mm)



Stem, Float and Mounting Material	PVC
Min. Liquid Specific Gravity	0.65
Operating Temperatures	0°F to +140°F (-17.7°C to 60°C)
Operating Pressure, Max.	15 psi (1 bar)
Indicating Length*	6" to 72" (15.2 cm to 182.9 cm)
Std. Indication Markings	1/16" or 1 mm increments

\*For longer lengths, please consult factory.

### Ordering Is Easy

1. To specify DIPTAPE Level Indicators, start by photocopying the OrderIt! Product Check List located on Page D-27.
2. Use the product information in this section to make your selections on the Check List. Please use a separate Check List for each unique configuration.
3. Fax your completed OrderIt! Check List to Gems for a price quotation.  
Fax: 860-747-4244

## Engineered Plastic Versions Offer Best Chemical Resistance

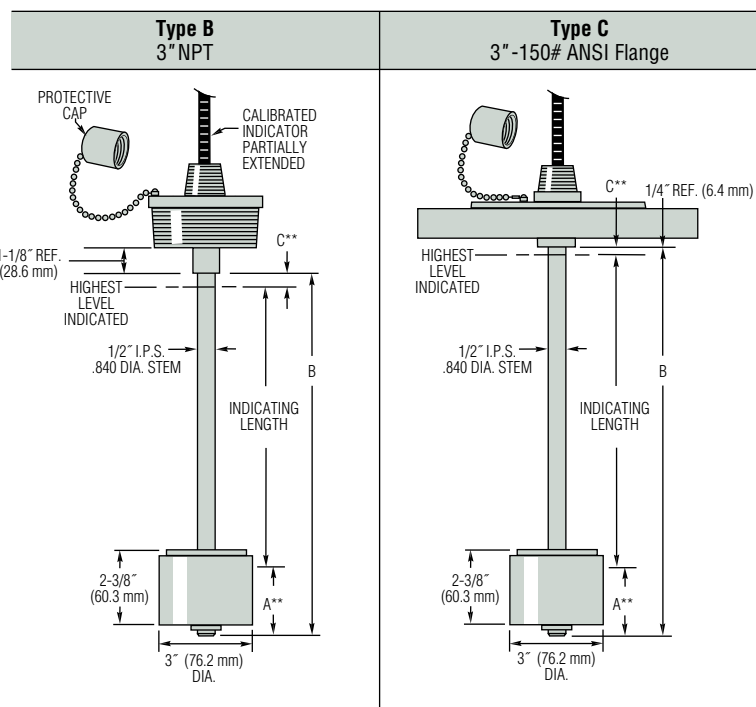
- ▶ Temperatures to 140°F (60°C)
- ▶ Pressures to 50 PSI (3.4 bar)

With a choice of three highly resistive, engineered plastic materials, large floats and 1/2 inch IPS stems, these DIPTAPE Indicators provide rugged durability in almost any chemical tank. For higher temperature and pressure capability, review the alloy versions on next page.

### 1. Mounting Types

"B" Dimension  
(Length Overall):  
Indicating Length + A + C

Note: Dimensions "A" and "C"  
are dependent on float selected.  
See Float Types below.



<b>Stem and Mounting Material</b>	PVC, PVDF or Polypropylene
<b>Indicating Length*</b>	6" to 72" (15.2 cm to 182.9 cm)
<b>Std. Indication Markings</b>	1/16" or 1 mm increments

\*For longer lengths, please consult factory.

\*\*Dimensions listed below, under "Float Types."

### 2. Float Types

<b>Float Material</b>	PVC	Polypropylene	PVDF
<b>Part Number</b>	<b>71741</b>	<b>73742</b>	<b>73740</b>
<b>Min. Liquid Specific Gravity</b>	0.65	0.46	0.83
<b>Operating Temperatures</b>	+40°F to +140°F (+4.4°C to +60°C)		
<b>Operating Pressure, Max.</b>	50 psi (3.4 bar)		
<b>"A" Dimension (From Mounting Types)</b>	1-3/4" (44.4 mm)	1-3/8" (34.9 mm)	2-3/16" (55.6 mm)
<b>"C" Dimension (From Mounting Types)</b>	15/16" (23.8 mm)	1-5/16" (33.3 mm)	1/2" (12.7 mm)

**ORDER IT!**

Ordering is Easy! See Page D-27.  
Easy online ordering too!



LEVEL INDICATORS - VISUAL

## DIPTAPE™ Indicators – Alloy Versions

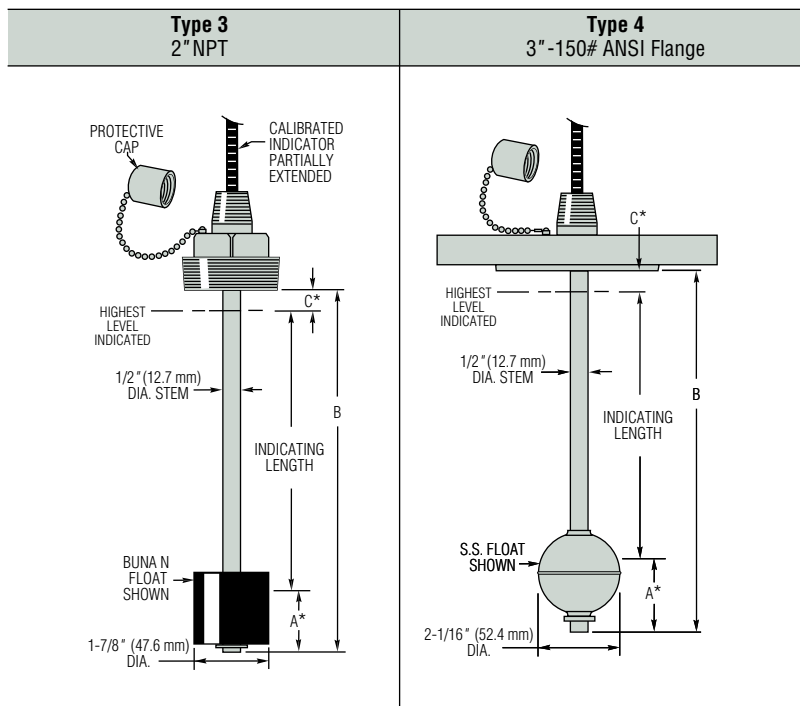
- ▶ Temperatures to 300°F (148°C)
- ▶ Pressures to 750 PSI (52 bar)

Rugged brass or stainless steel units are ideal for use in water and oils. Select these units for best temperature and pressure capabilities.

### 1. Mounting Types

“B” Dimension  
(Length Overall):  
Indicating Length + A + C

Note: Dimensions “C” and “A”  
are dependent on float selected.  
See Float Types below.



Stem and Mounting Material	Brass or 316 Stainless Steel	316 Stainless Steel Stem with Carbon Steel or 316 Stainless Steel Flange
Indicating Length**	6" to 72" (15.2 cm to 182.9 cm)	
Std. Indication Markings	1/16" or 1 mm increments	

\* Dimensions listed below, under “Float Types.”

\*\* For longer lengths, please contact factory.

### 2. Float Types

	Buna N*	Stainless Steel	
Float Part Number	73710	73709	138935
Min. Liquid Specific Gravity	0.45	0.67	0.67
Operating Temperatures	Oil: -40°F to +230°F (-40°C to +110°C) Water: to 180°F (+82.2°C)	-40°F to +300°F (-40°C to +148.8°C)	-40°F to +220°F (-40°C to +104°C)
Operating Pressure, Max.	300 psi (21 bar) max. @ 77°F (25°C)	750 psi (52 bar) Mounting Type 3 150 psi (10 bar) Mounting Type 4	150 psi (10 bar)
“A” Dimension (From Mounting Types)	1-1/4" (31.7 mm)	1-3/8" (34.9 mm)	1" (25.4 mm)
“C” Dimension (From Mounting Types)	11/16" (17.5 mm)	3/4" (19.05 mm)	9/16" (14.3 mm)

\* Other Wetted Material: Hysol.

Order from: **C A Briggs Company**; 622 Mary Street; Suite 101 - Warminster, PA 18974  
Phone: 267-673-8117 - Fax: 267-673-8118; E-Mail: [Sales@cabriggs.com](mailto:Sales@cabriggs.com) - [www.cabriggs.com](http://www.cabriggs.com)

Alloy DipTape / p1of1 / 3-APR-14



# ORDER IT!