

ORDER IT!

Ordering is Easy! See Page C-25.
Easy online ordering too!

Large Size – Alloys

Sized for Deep Tanks and Rugged Duty



- ▶ Stainless Steel Construction
- ▶ Standard Lengths to 18 feet (549 cm)

These rugged transmitters are designed for tanks up to 18 feet (549 cm) in depth. Heavy duty stems resist turbulence, and float options accommodate liquids with minimum specific gravity as low as 0.53. Standard resolution is 1/2 inch; higher resolutions are available on request.

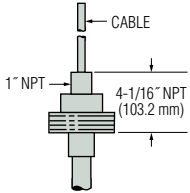
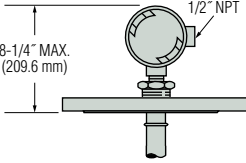
* Contact GEMS about solutions for deeper tanks.

Approvals

XM-36490 and XT-36490 Series transmitters may carry the following commercial approvals:

-  FM Approved, Explosion-Proof for lengths up to 10 feet (305 cm)
-  UL-Approved, Explosion-Proof

1. Mounting Types

Series	XM/XT-66400	XM/XT-36490
Mounting	4" NPT	5" ANSI Flanges; 150#, 300#, or 600#
		
Stem Material	316L Stainless Steel	316L Stainless Steel
Mounting Material	316L Stainless Steel; or Carbon Steel	316L Stainless Steel; or Carbon Steel Flange
Float Stop Material	316L Stainless Steel	316L Stainless Steel
Overall Length, Max.	216" (549 cm)	

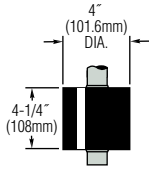
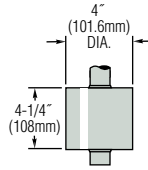
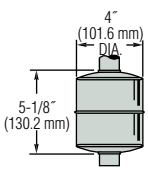
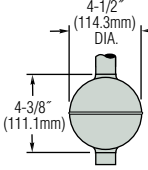
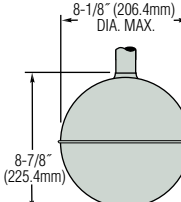
Note: XM/XT-36490 will be manufactured with matching Stem and Float Stop material. Consult factory for longer lengths.



Got Mud?

These Gems Alloy Float Level Sensors are the best, most reliable method to monitor mud pits. The large diameter, stainless steel stems are rugged and strong to handle heavily viscous mud and slurries. Use with the exceptionally-buoyant 8" float for best results.

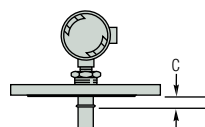
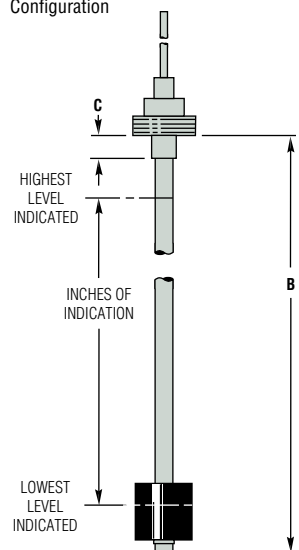
2. Float Types

Material	Buna N	4" Dia. Syntactic Foam	4" Dia. Stainless Steel	4-1/2" Dia. Stainless Steel	8" Dia. Stainless Steel**
Float Dimensions					
Part Number	32230	31830	125520	35560	38609
Minimum Liquid Specific Gravity	0.59	0.87	0.57	0.78	0.53
Operating Temperature	-40°F to +180°F (-40°C to +82°C)	-40°F to +225°F (-40°C to +107°C)	-40°F to +230°F (-40°C to +110°C)		
Operating Pressure, Max*	150 PSI (10 bar)	2000 PSI (138 bar)	15 PSI (1 bar)	500 PSI (35 bar)	150 PSI (10 bar)

* Unit pressure rating is determined by the flange and float selected. Consult factory for higher pressure ratings.
 ** Float P/N 38609 must be installed on the transmitter stem from within the tank; or consult factory for larger flanges.

3. Dimensions

Typical Configuration



B: Overall Length = Inches of Indication + C + X (See Table at Right)
 C: Distance From Bottom of Mounting to Float Stop (Customer Specified):
 • 1/2" (12.7mm) Minimum

Calculating Length

To find Overall Length when Inches or Indication is known:
 • Inches of Indication + C* + X = Overall Length
 To find Maximum Inches of Indication when Overall Length is known:
 • Overall Length - C* - X = Maximum Inches of Indication

*C dimension is determined by customer.

Float Factor – X

Float Part Number	X
32230	6.75" (171.5)
31830	6.75" (171.5)
125520	7.75" (196.5)
35560	6.75" (171.5)
38609	11.375" (288.9)


Inch (mm)

4. Input/Output

For XM- Series, no special output designation is necessary.
 For XT- Series, specify the desired signal conditioning by Part Number.
 Additional information about GEMS signal conditioning modules is found on Page C-26.

Series	Input Voltage	Output Signal	Part Number	Electrical Termination
XM-36490	10 to 30 VDC	Proportional Voltage	—	Junction Box
XM-66400				Cable, (4) Conductor, 30 ft. long, Nitrile Jacket
XT-Series	8 to 24 VDC	0-5 VDC	52532	Junction Box
	15 to 30 VDC	0-12 VDC	52533	
	10 to 40 VDC	4-20 mA	52550	Panel Mount with Plug-In Base
	4-20 mA	112300 ⚡		

⚡ = Stock item

 <p style="font-size: 24pt; font-weight: bold;">267-673-8118</p> <p style="font-size: 24pt; font-weight: bold; color: green;">Photocopy This Form</p> <p>Use one form for each product type you are selecting.</p> <p><small>This form may also be completed online at gemssensors.com for RFQ.</small></p>	<p>This is a <input type="checkbox"/> Request for a Quote <input type="checkbox"/> Order P.O.# _____</p> <p>Quantity Needed _____</p> <p>Date Required ____/____/____</p> <p>Shipping Method: _____</p> <p>Partials Accepted: <input type="checkbox"/> Yes <input type="checkbox"/> No</p> <p>Name _____ Company _____ Street _____ City _____ State ____ Zip _____ Phone (____) _____ Fax (____) _____</p>
--	--

Float Type Level Transmitters – Large Size

Application Environmental Conditions

This information is essential to the accurate and proper operation of your GEMS configurable sensors. Please complete fully and accurately.

- | | |
|--|---|
| <p>1. Liquid Media: _____</p> <p>2. Pressure: Minimum _____ psig Maximum _____ psig</p> <p>3. Temperature: Minimum _____ °F Maximum _____ °F</p> <p>4. Specific Gravity: Minimum _____ Maximum _____</p> | <p>5. Viscosity: _____ SSU</p> <p>6. Tank Material: _____</p> <p>Tank Depth: _____</p> <p>7. Unit is Mounted In: <input type="checkbox"/> Tank Top <input type="checkbox"/> Tank Bottom</p> |
|--|---|

1. Series:

- XM/XT-66400 XM/XT-36490

2. Mounting Type:

- 4" NPT (66400)
- Flange Size: 4" 5" 6"
- Flange: 150# 300# 600# (36490 Series Only)

3. Material:

- a. Stem: 316L Stainless Steel
- b. Mounting:
 36990: 316L Stainless Steel Carbon Steel
 66400: 316L Stainless Steel

4. Float Type P/N – Description:

- 32230 – Buna N
 125520 – 4" Stainless Steel
 35560 – 4-1/2" Stainless Steel
 38609 – 8" Stainless
 31830 – 4" Syntactic Foam

5. Dimensions:

Float Selected	Indicating Length (Whole Inches)	+	C Dimension (1/2" min.)	+	Float Factor X	=	Overall Length (180" (457.2 cm), Max.)
31830							
32230		+		+	6.75" (171.5 mm)	=	
35560							
38609		+		+	11.375" (288.9 mm)	=	
125520		+		+	7.75" (196.8 mm)	=	

Note: Indicating Length = Whole Inch Increments

6. Input/Output:

- a. Optional 24 VDC Power Supply:
 115 VAC input
 230 VAC input
- b. Signal Conditioners:
 52550 (4-20 mA)
 52532 (0-5 VDC)
 52533 (0-12 VDC)

Please Contact **C A Briggs Company** for any Special Configuration Or requirements not covered on this form.

Quote: \$ _____ Date Quoted: ____/____/____

Order from: **C A Briggs Company**; 622 Mary Street, Suite 101 - Warminster, PA 18974
 Phone: 267-673-8117 - Fax: 267-673-8118; E-Mail: Sales@cabriggs.com - www.cabriggs.com

